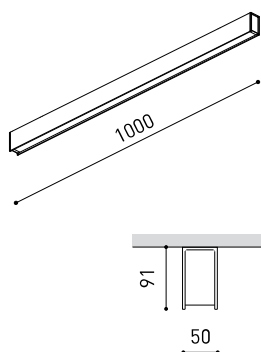




## Dimensions



## Accessories



### PRODUCT

Name	FIFTY+ HQ SURFACE CUSTOM 100 3000K NT
Reference	A4431111NT
Color	Textured black
RAL	9005
Category	CUSTOM SYSTEMS

### LIGHT SOURCE

Type	LED
Gross luminous flux	3260 lm
Colour temperature	3000 K
Chromatic stability	MacAdam Step 2
Colour Rendering Index	CRI>90
Power	23,6 W
Current	1050 mA
Efficacy	135 lm/W
LED lifespan	L80B10 >60.000h
Energy efficiency class	D

### LIGHTING FIXTURE | PHOTOMETRIC DATA

Lighting efficiency	70% / UGR 47%
Light beam angle	104° / UGR 62°

### LIGHTING FIXTURE | ELECTRICAL DATA

Driver	Included - Fast Connect
Power values of the system	28,71 W
Frequency	50/60 Hz
Dimming	No Dim
Electrical insulation class	⚡

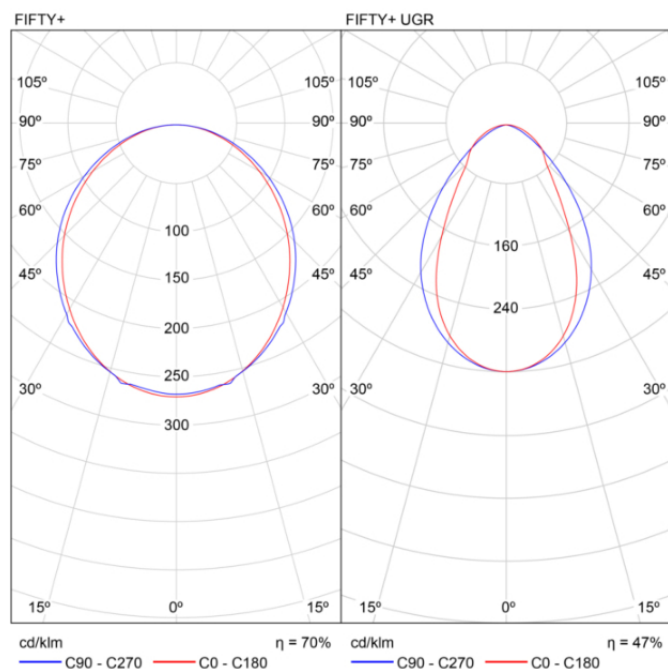
### OTHER DATA

Sealing	IP20
Wireless control	Please Consult
Diffuser included	No
Weight	2920 g
Packaged weight	4480 g
Packaging dimensions	Ø157,5 x 1640 mm
Units per package	1
Materials	Aluminium / Polycarbonate

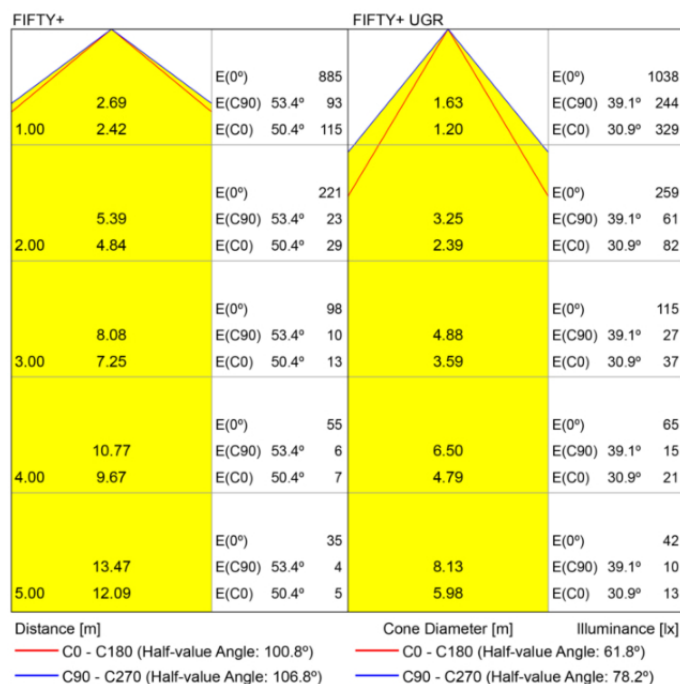


Fifty+ is the longitudinal lighting profile for Custom application. Fifty + adds functional light and visual support to highlight the lines, volumes and transitions defined in the architecture. Having an Opal diffuser which disperses the light and a UGR diffuser that reduces the glare angle. Both are installed as a single part along its entire length so as not to interrupt the light beam.

## Polar diagram



## Conical diagram



## UGR

Glare Evaluation According to UGR												
Room Size	X	Y	2H	3H	4H	6H	8H	12H	2H	3H	4H	6H
2H	21.2	22.5	21.5	22.7	22.9	21.5	22.8	21.8	23.0	23.3	21.5	22.8
3H	22.8	24.0	23.1	24.3	24.5	23.3	24.4	23.6	24.7	25.0	23.3	24.4
4H	23.9	24.9	24.2	25.2	25.5	24.4	25.4	24.7	25.7	26.0	24.4	25.4
6H	24.0	25.0	24.3	25.3	25.6	24.5	25.5	24.9	25.8	26.2	24.5	25.5
8H	24.0	25.0	24.4	25.3	25.7	24.6	25.6	25.0	25.9	26.2	24.6	25.6
12H	21.7	22.8	22.1	23.1	23.4	22.0	23.1	22.4	23.4	23.7	22.0	23.1
4H	23.6	24.6	24.0	24.9	25.2	24.0	24.9	24.3	25.2	25.6	24.0	24.9
6H	24.4	25.2	24.8	25.5	25.9	24.8	25.6	25.2	26.0	26.3	24.8	25.6
8H	24.9	25.6	25.3	26.0	26.4	25.4	26.1	25.8	26.5	26.9	25.4	26.1
12H	25.1	25.8	25.5	26.2	26.6	25.6	26.3	26.0	26.7	27.1	25.6	26.3
8H	25.2	25.8	25.7	26.2	26.7	25.7	26.3	26.2	26.8	27.2	25.7	26.3
12H	24.7	25.3	25.1	25.7	26.1	25.0	25.6	25.5	26.1	26.5	25.0	25.6
4H	24.7	25.3	25.1	25.7	26.1	25.0	25.6	25.5	26.1	26.5	25.0	25.6
6H	25.4	25.9	25.9	26.3	26.8	25.8	26.3	26.3	26.7	27.2	25.8	26.3
8H	25.7	26.1	26.2	26.6	27.1	26.1	26.5	26.6	27.0	27.5	26.1	26.5

## UGR

Glare Evaluation According to UGR												
Room Size	X	Y	2H	3H	4H	6H	8H	12H	2H	3H	4H	6H
2H	16.6	17.7	16.9	17.9	18.1	16.1	17.1	16.4	17.3	17.5	16.1	17.1
3H	18.3	19.3	18.6	19.5	19.8	17.2	18.1	17.5	18.3	18.6	17.2	18.1
4H	18.9	19.8	19.2	20.0	20.3	17.5	18.4	17.9	18.7	19.0	17.5	18.4
6H	19.3	20.1	19.6	20.4	20.7	17.8	18.6	18.1	18.9	19.2	17.8	18.6
8H	19.4	20.2	19.8	20.5	20.8	17.9	18.7	18.2	19.0	19.3	17.9	18.7
12H	19.5	20.2	19.8	20.5	20.8	17.9	18.7	18.3	19.0	19.3	17.9	18.7
4H	16.9	17.8	17.3	18.1	18.4	16.5	17.3	16.8	17.6	17.9	16.5	17.3
6H	18.8	19.5	19.2	19.9	20.2	17.8	18.5	18.1	18.8	19.1	17.8	18.5
8H	19.5	20.2	19.9	20.5	20.9	18.3	18.9	18.7	19.3	19.6	18.3	18.9
12H	20.0	20.6	20.4	21.0	21.4	18.7	19.2	19.1	19.6	20.0	18.7	19.2
8H	20.2	20.7	20.6	21.1	21.5	18.8	19.3	19.2	19.7	20.1	18.8	19.3
12H	20.3	20.8	20.7	21.2	21.6	18.9	19.3	19.3	19.7	20.2	18.9	19.3
4H	19.7	20.2	20.1	20.6	21.0	18.5	19.0	18.9	19.4	19.8	18.5	19.0
6H	20.3	20.7	20.7	21.1	21.6	19.0	19.4	19.5	19.8	20.3	19.0	19.4
8H	20.5	20.9	21.0	21.3	21.8	19.2	19.6	19.7	20.0	20.5	19.2	19.6
12H	20.6	20.9	21.1	21.4	21.9	19.3	19.6	19.8	20.1	20.6	19.3	19.6
4H	19.6	20.1	20.1	20.5	20.9	18.5	19.0	19.0	19.4	19.8	18.5	19.0
6H	20.3	20.6	20.8	21.1	21.6	19.1	19.4	19.5	19.9	20.3	19.1	19.4
8H	20.5	20.8	21.0	21.3	21.8	19.3	19.6	19.8	20.0	20.5	19.3	19.6

MANDATORY FOR INSTALLATION

	LOR
A447-00-00	70%
Max length 30 m.	



	LOR
A447-00-10	47%
Max length 30 m.	



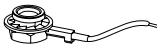
A447-00-20-   WT   NT
-----------------------



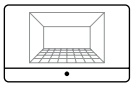
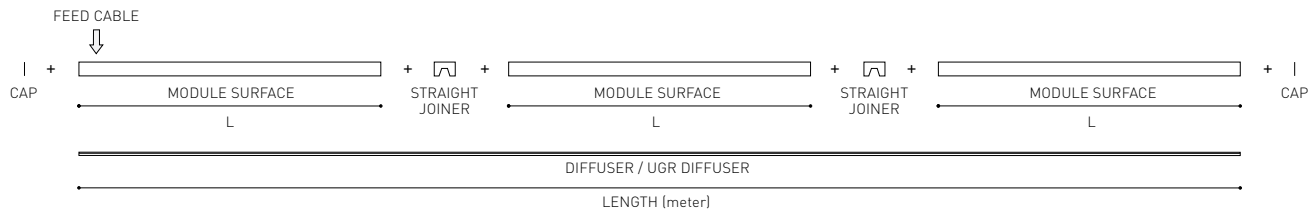
A447-00-30
------------



A443-00-00
------------



Connection diagram:



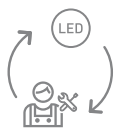
PRODUCT CONFIGURATOR

Use our online configurator to design your own custom product layout. The tool will guide you through the process and automatically calculate the required drivers and accessories.

[Start your configuration →](#)

COLOUR | WT ☐ | NT ☒ | MATERIAL | AL | PC |





Fuente de luz (LED) reemplazable por un profesional autorizado

Replaceable (LED only) light source by an authorized professional.

Source lumineuse (LED) remplaçable par un professionnel agréé

Sorgente luminosa (LED) sostituibile da parte di un professionista autorizzato

Austauschbare (LED) Lichtquelle durch einen autorisierten Fachmann



Equipo de control reemplazable por un profesional autorizado

Replaceable control gear by an authorized professional

Dispositif de commande remplaçable par un professionnel agréé

Alimentatore sostituibile da parte di un professionista autorizzato

Auswechselbares Betriebsgerät durch autorisierten Fachmann

## Instrucciones para el final de vida y la eliminación de los componentes:

### Instructions on end-of-life and component disposal:

### Instructions pour la gestion des composants en fin de vie et leur mise au rebut :

### Istruzioni per il fine vita e lo smaltimento dei componenti:

### Anweisungen zur entsorgung der Leuchtenkomponenten:



Interrumpir la alimentación del aparato  
Cut the power supply to the luminaire  
Couper l'alimentation du luminaire  
Interrompere l'alimentazione dell'apparecchio  
Stromversorgung der Leuchte unterbrechen



Quitar la(s) fuente(s) de luz para el desecho  
Remove light source(s) for disposal  
Retirer la (les) source(s) lumineuse(s) pour l'élimination  
Rimuovere la/le sorgente/e di luce per lo smaltimento  
Lichtquelle(n) zur Entsorgung entfernen



Quitar la batería para el desecho  
Remove the battery for decommissioning  
Retirer la batterie pour sa mise au rebut  
Rimuovere la batteria per la dismissione  
Die Batterie ordnungsgemäß entsorgen



Quitar el equipo de control para el desecho  
Remove control gear for disposal  
Retirer le dispositif de commande pour l'élimination  
Rimuovere l'alimentatore per lo smaltimento  
Betriebsgerät zur Entsorgung ausbauen



Enviar los materiales a un centro de recogida RAEE  
Send the materials to a WEEE collection centre  
Envoyer les matériaux dans une déchetterie DEEE  
Inviare i materiali ad un centro di raccolta RAEE  
Die Materialien in einem WEEE-Zentrum entsorgen

